

A BLACKBOARD APP CAN BE DOWNLOADED ONTO YOUR MOBILE DEVICE

<https://apps.apple.com/au/app/blackboard/id950424861>

<https://play.google.com/store/apps/details?id=com.blackboard.android.bbstudent&hl=en>

Install app and log in

Use these steps to download and install the Blackboard app.

1. From your tablet or phone, access the appropriate app store.

[Download to your Apple® device](#)



[Download to your Android™ device](#)

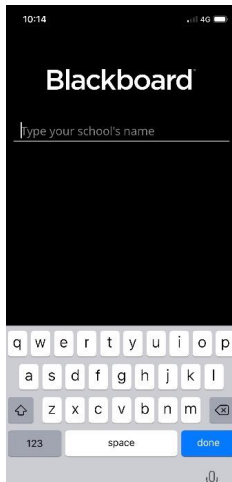


2. If necessary, search for *Blackboard*.
3. Install the Blackboard app on your mobile device.

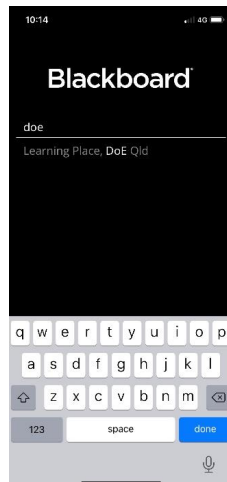


Once the app is downloaded, you will need to log into the Department of Education (DOE) Learning Place network. Please refer to images below.

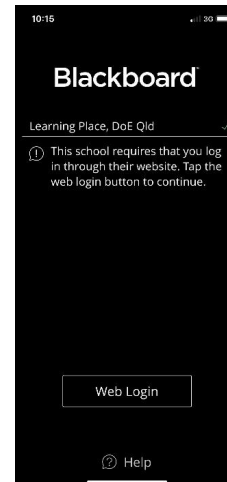
Step 1:
Go to app login



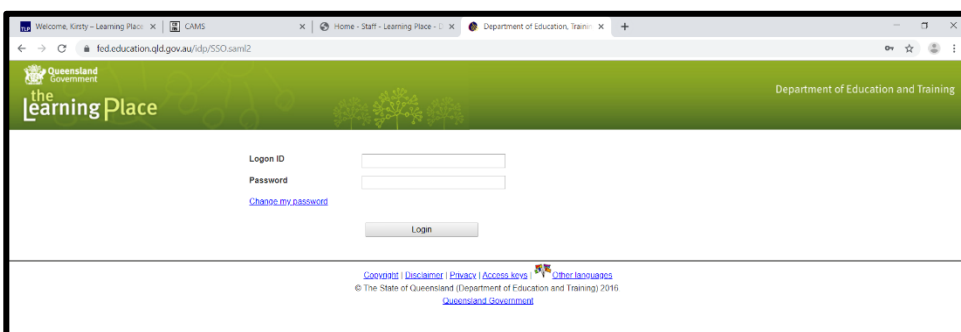
Step 2:
Type 'doe' as school name.



Step 3:
Select Learning Place, DoE Qld.



Students will be directed to the Learning Place website. Login using **SCHOOL LOGIN ID** and **PASSWORD**. Click **Login** tab.



https://www.youtube.com/watch?time_continue=33&v=RZICvthM9CM&feature=emb_logo